



Trademark: Telefonski imenik Slovenije na spletu – itis.si

Main domain: www.itis.si

Publisher:

Company: TSmedia, d.o.o.

Address : Cigaletova ulica 15

City: 1000 Ljubljana

Contact person: Uroš Cuder

Contact person e-mail: uros.cuder@tsmedia.si

Contact person telephone number: 01/ 513 84 47

#### Short description of media:

Phone book of Slovenia has long been a synonym for more detailed information about phone numbers from different operators, addresses and activities of companies. With an advanced search through the only real yellow pages in Slovenia you can quickly find the right offer. With the help of interactive map you can easily find the way to it. Itis.si enables you to search for companies and private persons. Both big, medium and small companies decide to advertise in ITIS every year.

Period: January 2016

Reach – Slovenia: 255.979

Estimated additional reach – Foreign: 26.572

#### Monthly traffic (Slovenian visitors)

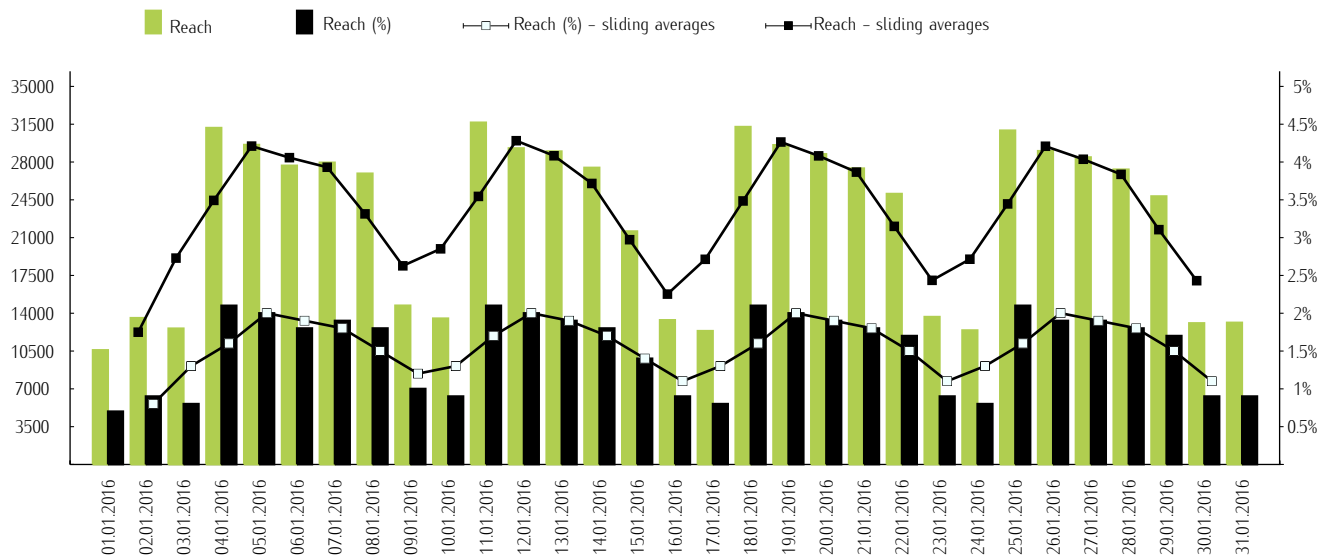
Period	Reach	Reach (%)	Page views	Average number page views per visitor	Average number visits per visitor	Average time per visitor [hr:min:s]
01.01–31.01.2016	255.979	17,1%	2.288.991	8,9	3,7	0:06:50

#### Weekly traffic (Slovenian visitors)

Period	Reach	Reach (%)	Page views	Average number page views per visitor	Average number visits per visitor	Average time per visitor [hr:min:s]
01.01–03.01.2016	30.438	2,0%	131.296	4,3	1,7	0:02:48
04.01–10.01.2016	111.316	7,4%	558.135	5,0	2,0	0:03:53
11.01–17.01.2016	107.376	7,2%	525.567	4,9	2,0	0:03:45
18.01–24.01.2016	109.151	7,3%	538.185	4,9	2,0	0:03:47
25.01–31.01.2016	108.475	7,2%	535.808	4,9	2,0	0:03:49

#### Daily traffic (Slovenian visitors)

Period	Reach	Reach (%)	Page views	Average number page views per visitor	Average number visits per visitor	Average time per visitor [hr:min:s]
01.January	10.577	0,7%	40.108	3,8	1,4	0:02:16
02.January	13.554	0,9%	47.187	3,5	1,4	0:02:18
03.January	12.581	0,8%	44.001	3,5	1,4	0:02:23
04.January	31.153	2,1%	98.709	3,2	1,3	0:02:31
05.January	29.582	2,0%	95.840	3,2	1,3	0:02:37
06.January	27.660	1,8%	89.204	3,2	1,3	0:02:37
07.January	27.939	1,9%	91.630	3,3	1,3	0:02:34
08.January	26.926	1,8%	87.504	3,2	1,3	0:02:32
09.January	14.705	1,0%	49.677	3,4	1,4	0:02:14
10.January	13.510	0,9%	45.571	3,4	1,4	0:02:21
11.January	31.646	2,1%	98.451	3,1	1,3	0:02:29
12.January	29.265	2,0%	94.151	3,2	1,3	0:02:32
13.January	28.977	1,9%	93.402	3,2	1,3	0:02:32
14.January	27.467	1,8%	86.698	3,2	1,3	0:02:34
15.January	21.575	1,4%	67.651	3,1	1,3	0:02:13
16.January	13.357	0,9%	43.733	3,3	1,4	0:02:05
17.January	12.353	0,8%	41.481	3,4	1,4	0:02:21
18.January	31.245	2,1%	99.354	3,2	1,3	0:02:31
19.January	29.561	2,0%	94.382	3,2	1,3	0:02:32
20.January	28.723	1,9%	91.337	3,2	1,3	0:02:34
21.January	27.399	1,8%	87.134	3,2	1,3	0:02:31
22.January	25.047	1,7%	80.132	3,2	1,3	0:02:28
23.January	13.656	0,9%	44.195	3,2	1,4	0:02:05
24.January	12.412	0,8%	41.651	3,4	1,4	0:02:10
25.January	30.911	2,1%	97.989	3,2	1,3	0:02:34
26.January	29.012	1,9%	94.016	3,2	1,3	0:02:38
27.January	28.430	1,9%	92.474	3,3	1,3	0:02:41
28.January	27.299	1,8%	87.331	3,2	1,3	0:02:32
29.January	24.819	1,7%	78.964	3,2	1,3	0:02:24
30.January	13.072	0,9%	42.027	3,2	1,4	0:02:01
31.January	13.121	0,9%	43.007	3,3	1,4	0:02:07

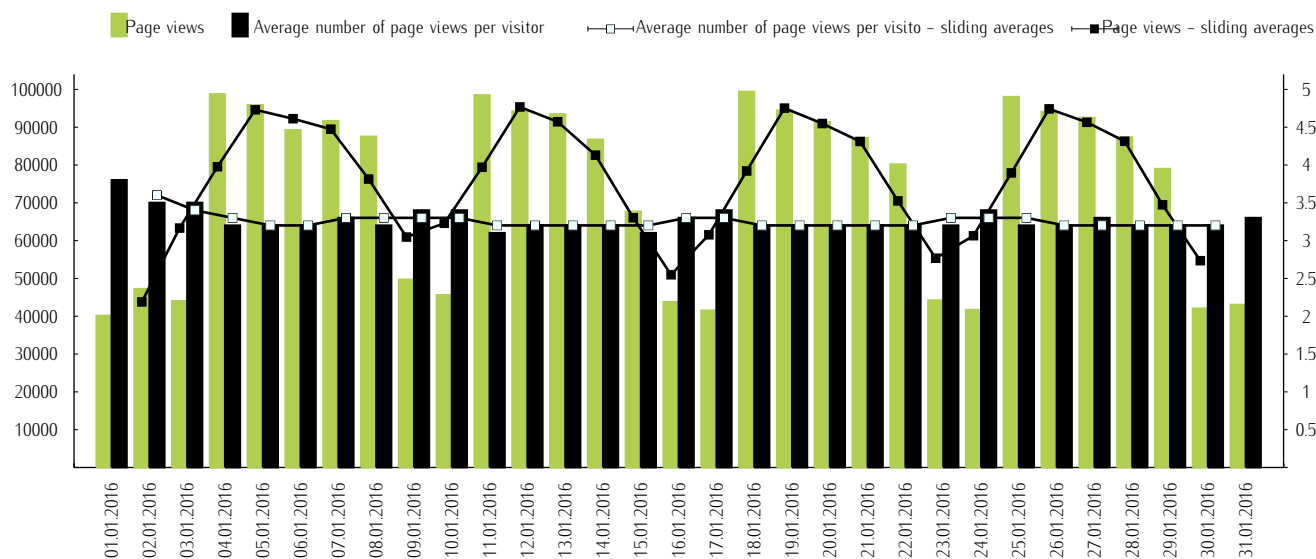


Comment:

**Left side of graph:** Represents number of Slovenian visitors.

**Right side of graph:** Represents website reach (in %) from Slovenian IP numbers.

**Sliding averages:** Sliding averages of three days in a row, provide us with trend analysis. We calculate it in that way, that we summ three days in a row value and we divide it with three, every sliding average is in the middle of interval with lenght three.

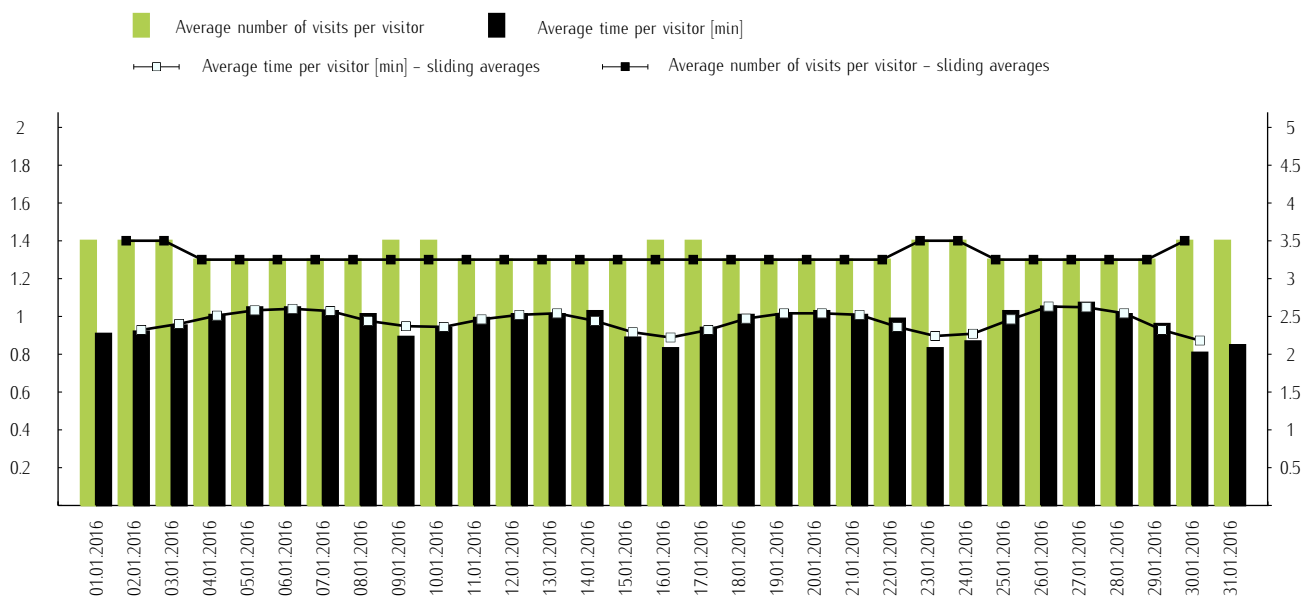


Comment:

**Left side of graph:** Represents page views that were made by Slovenian visitors.

**Right side of graph:** Represents average number of page views per Slovenian visitor.

**Sliding averages:** Sliding averages of three days in a row, provide us with trend analysis. We calculate it in that way, that we summ three days in a row value and we divide it with three, every sliding average is in the middle of interval with lenght three.



Comment:

**Left side of graph:** Represents average number of visits per Slovenian visitor.

**Right side of graph:** Represents average time per Slovenian visitor [min].

**Sliding averages:** Sliding averages of three days in a row, provide us with trend analysis. We calculate it in that way, that we summ three days in a row value and we divide it with three, every sliding average is in the middle of interval with length three.

Demographic profile of Slovenian visitors.

		Internet users (%)	Indeks defined by internet users	Page views (%)
Gender	male	48.6%	94	49.7%
	female	51.4%	106	50.3%
Age weighted	10-14	*	*	*
	15-19	4.5%	63	3.4%
	20-24	7.4%	90	5.6%
	25-29	7.8%	81	7.3%
	30-39	22.2%	102	22.1%
	40-49	21.2%	109	19.1%
	50-59	19.3%	124	21.2%
	60-75	14.7%	126	18.9%
Education	elementary school or lower	10.3%	110	11.1%
	three years of high school	20.7%	101	21.3%
	four years of high school	31.1%	112	30.7%
	high, higher school, university or higher still in school	24.4%	113	25.7%
Employment status	elementary school	*	*	*
	secondary school	2.9%	55	1.9%
	student	6.3%	92	5.8%
	employed in public sector	12.0%	107	10.1%
	employed in a company	36.1%	103	34.2%
	self-employed	9.0%	113	10.2%
	unemployed	10.4%	118	9.3%
	pensioner	14.6%	116	19.8%
	housewife	*	*	*
Average net income of a person per month	other	3.9%	108	4.0%
	no income	8.9%	105	7.4%
	less than EUR 365	6.7%	101	6.8%
	EUR 365 – EUR 730	23.4%	100	29.6%
	EUR 730 – EUR 1100	26.0%	118	25.2%
	EUR 1100 – EUR 1460	10.3%	108	9.2%
	more than EUR 1460	6.3%	89	5.1%
	don't want to answer	18.3%	80	16.7%
Region	Pomurska	5.8%	97	6.2%
	Podravska	15.9%	105	15.4%
	Koroška	4.0%	100	3.3%
	Savinjska	13.8%	121	14.5%
	Zasavska	3.2%	100	2.7%
	Spodnjeposavska	2.3%	77	2.4%
	Dolenjska	6.4%	81	6.6%
	Osrednje – slovenska	24.3%	94	25.1%
	Gorenjska	10.7%	92	10.2%
	Goriška	6.0%	131	6.7%
	Obalno – kraška	5.0%	111	4.6%
	Notranje – kraška	2.6%	92	2.4%

## **Legend and comments:**

### **Description of MOSS measurement:**

MOSS certificate is prepared for period from 01.01 to 31.01.2016. MOSS measurement took place during that period, which is consisted of technical measurement, telephone survey and web pop up survey.

### **Presentation media:**

Trademark, main domain, publisher data and short description of media are informations provided by MOSS participants.

### **Reach of website:**

Currency is measured Slovenian reach of the web site in period from 01.01 to 31.01.2016. Reach tells us, how many different visitors from Slovenian IP numbers has in given period of measurement visited chosen web site. Reach is calculated with technical measurement and corrected with data about size of web population obtained with telephone survey.

### **Estimated additional reach – foreign:**

Estimated additional reach – foreign represents number of users which has accessed the web sites from IP numbers that are not Slovene. Data about estimated additional reach is not corrected with telephone survey data. In measured reach, which is MOSS currency foreign traffic is not included.

### **Reach (%):**

In percentage expressed ratio between number of visitors (different persons from Slovenian IP numbers), which has in given period at least once visited chosen web site and total number of Slovenian web users in given time period.

### **Page view:**

Page view is event during which visitor is looking at web site.

### **Average number of page views per visitor:**

Average number of page views on chosen web site, which are created by visitor of that web site in given time period.

### **Average number of visits per visitor:**

Average number of visits per visitor on chosen web site, which are created by visitor in given time period. As visit we define a series of successive page views on given web site.

### **Average time spent per visitor:**

Average time, that is spent on web site by the visitor in given time period. We suppose that visit with one page view (displayed page is the first and the last page of visit) has duration 0.

**Internet users (%)** – Ratio in percentage between visitors of chosen target group, which have visited chosen web site and total number of visitors of chosen web site in given time period.

**Index of similarity** – Ratio between visitor structure in given target group on chosen web site and visitor structure on Slovenian web market.

**Page views (%)** – Ratio in percentage between page views, which were generated by target group on chosen web site and page views which were generated by all visitors of chosen web site in given time period.

### **In case there is no data available:**

– Data is not available, because the site was not measured in given time period .

\* When there is not enough data collected to create sample of chosen target group, data is not shown. For analysis minimal condition must be fulfilled( $n=45$ ), meaning that at least 45 visitors visited chosen web site and that they have fulfilled MOSS questionnaire on at least one web site that is participating in MOSS.